

## Magic Luminaire LED



### Magic Luminaire LED

- . Body made of cast aluminum
- . IP67
- . IK08
- . Dimensions Ø250 x 83mm
- . integrated equipment
- . Cable entry through fast connector
- . Flat clear glass
- . Heatsink integrated to the luminaire's body

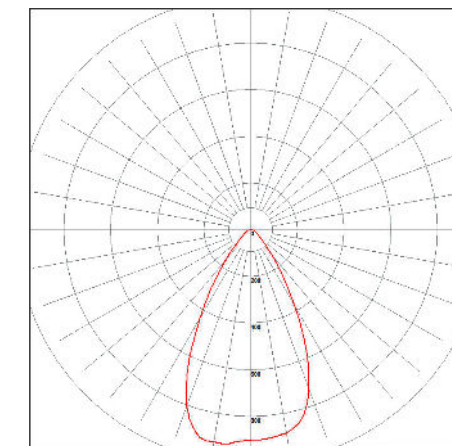
### Equipment

- . 30 Leds
- . Optical prism on each LED : Symetric, MediumBeam, Wide Beam or Narrow Beam
- . System power: 35W
- . Color T° : 3000°K / 4000°K
- . Classe 1 (Classe 2 possible)
- . DALI available 0-10V ( possible)
- . Luminaire wired
- . Certification : CE, CSA/UL

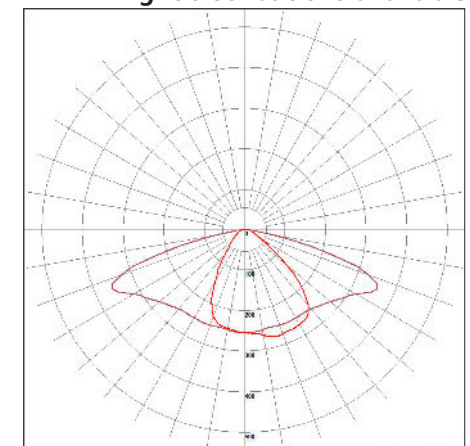
### Total outflow (out of the luminaire)

- . 3367lm (98,1lm/W)

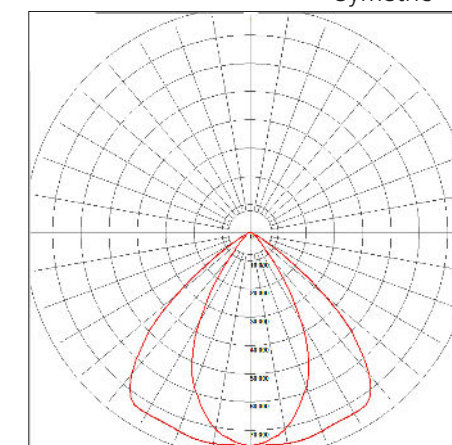
### Light distributions available



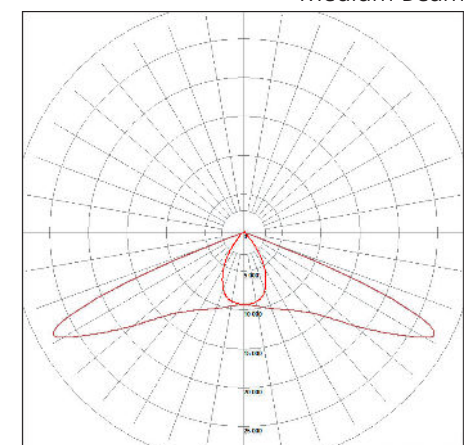
Symetric



Medium Beam



Narrow Beam




Wide Beam

We shall retain full intellectual property to designs and documentation created for this specific project ; this data shall not be disclosed nor used without our express consent in writing. Legal action will be taken in the event of any reproduction or other violation of our property rights.

Magic  
Luminaire LED



1 to 6m



We shall retain full intellectual property to designs and documentation created for this specific project ; this data shall not be disclosed nor used without our express consent in writing. Legal action will be taken in the event of any reproduction or other violation of our property rights.

Technilum<sup>®</sup>  
urban lighting furniture